

HUGS & HEARTS



My Sassy Notions
by Pam Varner

Templates used for Sassy Fans:

COQ Concentric Circles

3.5" to 11.5"

Available in Set 2 or Set 3

Strand of Hearts

5.5" and 8.5" Strand

10.5" Strand

Artisan Curves 03 1" Circle

Artisan Curves 05 2" Circle

Other useful notions:

Stitching Line Discs




Ruler Rack

Ruler Stickers

Painter's tape

Any tape that you can write on

Pen or Marker

		COQ	
Artisan Curve 02		3.5"	6.5"
		5.5"	8.5"
		7.5"	10.5"
Artisan Curve 05		3.5"	8.5"
		5.5"	10.5"
Strand of Hearts		5.5"	8.5"
		7.5"	10.5"

Ex: Use the 8.5" Pinhole on the Artisan Curve 05 after stitching with the COQ in the 3.5" slot.

Use the 8.5" side of the Strand of Hearts after stitching with the COQ in the 5.5" slot.

Come up with your own Sassy Fans. I've used combinations of: Artisans, Jewels, Spinning waves, Honeycomb, and Spin-e-Fex templates.