

Note: Some designs in this collection may have been created using unique special stitches and/or techniques. To preserve design integrity when rescaling or rotating designs in your software, always rescale or rotate designs using the handles directly on-screen.



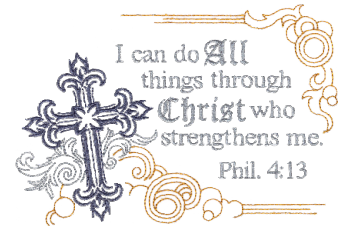
**LJ669\_48 Holy Bible**  
4.10 X 5.41 in.  
104.14 X 137.41 mm  
13,649 St.



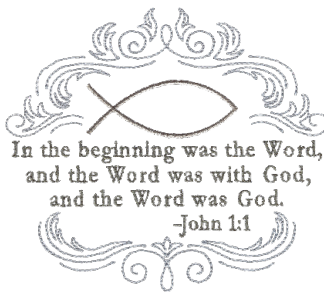
**LJ670\_48 Proverbs 17:17 Appliqué**  
3.33 X 6.73 in.  
84.58 X 170.94 mm  
9,722 St.



**LJ671\_48 Joshua 24:15**  
6.65 X 8.45 in.  
168.91 X 214.63 mm  
23,218 St.



**LJ672\_48 Phillipians 4:13**  
4.40 X 6.35 in.  
111.76 X 161.29 mm  
16,998 St.



**LJ673\_48 John 1:1**  
4.90 X 5.53 in.  
124.46 X 140.46 mm  
11,121 St.



**LJ674\_48 John 3:16**  
4.50 X 6.15 in.  
114.30 X 156.21 mm  
21,336 St.



**LJ675\_48 John 8:32**  
3.84 X 4.26 in.  
97.54 X 108.20 mm  
9,151 St.




**LJ676\_48 James 4:8 Appliqué**  
4.48 X 7.09 in.  
113.79 X 180.09 mm  
11,628 St.



**LJ677\_48 Cross Appliqué**  
3.61 X 4.59 in.  
91.69 X 116.59 mm  
11,833 St.



**LJ678\_48 Psalm 119:105**  
4.23 X 6.15 in.  
107.44 X 156.21 mm  
19,348 St.



**LJ679\_48 Psalm 27:13**  
4.66 X 6.97 in.  
118.36 X 177.04 mm  
20,567 St.




**LJ680\_48 Psalm 34:8**  
4.84 X 6.68 in.  
122.94 X 169.67 mm  
16,959 St.

Design contains a loose fill.  
 Some white areas shown are not stitched.

Design is larger than 5" (127 mm) in either direction.  
 Design is smaller than 1.5" (38.1 mm) in either direction.

**Note:** Some designs in this collection may have been created using unique special stitches and/or techniques. To preserve design integrity when rescaling or rotating designs in your software, always rescale or rotate designs using the handles directly on-screen.



**LJ681\_48 Romans 8:37**  
4.41 X 6.74 in.  
112.01 X 171.20 mm  
13,993 St.



**LJ682\_48 Cross Appliqué & Freestanding Lace Bookmark**  
1.97 X 6.71 in.  
50.04 X 170.43 mm  
23,104 St.



**LJ683\_48 1 Thess. 5:16-17 Appliqué & FSL Bookmark**  
1.63 X 6.97 in.  
41.40 X 177.04 mm  
17,389 St.



**LJ684\_48 1 John 4:19 Appliqué & FSL Bookmark**  
1.61 X 6.61 in.  
40.89 X 167.89 mm  
16,932 St.



**LJ685\_48 Psalm 23:1**  
2.77 X 6.58 in.  
70.36 X 167.13 mm  
14,720 St.



**LJ686\_48 Holy Bible Appliqué**  
4.25 X 4.46 in.  
107.95 X 113.28 mm  
7,656 St.



**LJ687\_48 1 John 4:18**  
4.93 X 3.89 in.  
125.22 X 98.81 mm  
10,686 St.



**LJ688\_48 Jesus Appliqué**  
4.27 X 3.65 in.  
108.46 X 92.71 mm  
18,296 St.

Design contains a loose fill.  
 Some white areas shown are not stitched.

Design is larger than 5" (127 mm) in either direction.  
 Design is smaller than 1.5" (38.1 mm) in either direction.

Listings below indicate color sample, stitching order and suggested thread color number in Isacord, YLI Fine Metallic, Yenmet or YLI Variegated threads.

### LJ669\_48 Holy Bible

- 1. Letters .....0771
- 2. Floral & Designs .....0170

### LJ670\_48 Proverbs 17:17

#### Appliqué

- 1. Placement Stitch .....2155
- 2. Cut Line & Tackdown.....2155
- 3. Light Pink Heart, Flower Center, & Linework.....2155
- 4. Tan Outline & Linework .....1141
- 5. Brown Flower Center.....1055
- 6. Dark Words .....1753
- 7. Light Words .....2155

### LJ671\_48 Joshua 24:15

- 1. Words .....1521
- 2. Yellow Linework.....0221
- 3. Vines .....0874
- 4. Yellow Flowers.....0221
- 5. Red Flowers .....1725
- 6. Blue Flowers.....3630

### LJ672\_48 Phillipians 4:13

- 1. Words .....4752
- 2. Cross .....3842
- 3. Flourishes.....4752
- 4. Tan Linework .....0821

### LJ673\_48 John 1:1

- 1. Words .....5664
- 2. Fish.....5552
- 3. Swirls.....4752

### LJ674\_48 John 3:16

- 1. Words .....1123
- 2. Cross .....0552
- 3. Light Pink Petals.....2155
- 4. Dark Pink Petals.....2152
- 5. Light Leaves & Vines.....0232
- 6. Dark Leaves .....0442
- 7. Pink Border.....2155

### LJ675\_48 John 8:32

- 1. Words .....3241
- 2. Leaves .....0453
- 3. Light Pink Petals .....2152
- 4. Dark Pink Petals.....2241
- 5. Cross .....3241
- 6. Linework Cross.....0532
- 7. Swirls.....2152

### LJ676\_48 James 4:8

#### Appliqué

- 1. Placement Stitch .....2650
- 2. Cut Line & Tackdown.....2650
- 3. Clouds .....2650
- 4. Words .....2764
- 5. Cover Stitch & Swirls.....2655

### LJ677\_48 Cross Appliqué

- 1. Placement Stitch .....0442
- 2. Cut Line & Tackdown.....0442
- 3. Flourishes.....0442
- 4. Cover Stitches .....0352

### LJ678\_48 Psalm 119:105

- 1. Words .....0643
- 2. Cross .....0643
- 3. Swirls.....0151

### LJ679\_48 Psalm 27:13

- 1. Words .....3840
- 2. Butterflies .....2155
- 3. Wisteria .....3040
- 4. Wisteria Vine & Leaves .....6051
- 5. Rose Leaves & Vines .....6051
- 6. Roses Light Shading .....2155
- 7. Roses Dark Shading .....3040
- 8. Linework.....3971

### LJ680\_48 Psalm 34:8

- 1. Words .....4032
- 2. Food .....4032
- 3. Flowers & Vines .....3830

### LJ681\_48 Romans 8:37

- 1. Dark Words .....0131
- 2. Light Words .....3971
- 3. Flourishes.....2051
- 4. Shield .....2241

### LJ682\_48 Cross Appliqué & Freestanding Lace Bookmark

- 1. Placement Stitch .....3971
- 2. Cut Line & Tackdown.....3971
- 3. Orange Lace.....0822
- 4. Light Gray Lace .....3971
- 5. Dark Gray Lace .....0152
- 6. White Linework.....0015

### LJ683\_48 1 Thess. 5:16-17

#### Appliqué & FSL

#### Bookmark

- 1. Placement Stitch .....3770
- 2. Cut Line & Tackdown.....3770
- 3. Lace & Words.....3770

### LJ684\_48 1 John 4:19

#### Appliqué & FSL

#### Bookmark

- 1. Placement Stitch .....0170
- 2. Cut Line & Tackdown.....0170
- 3. Lace & Words.....0170

### LJ685\_48 Psalm 23:1

- 1. Dark Words .....3830
- 2. Light Words .....3840
- 3. Face & Legs .....0131
- 4. Fur .....0015

- 5. Eyes, Ears & Feet .....0112
- 6. Fur Outlines.....3971
- 7. Flowers & Butterfly Shading....0630
- 8. Butterfly, Stamens, & Inner Heart.....1840
- 9. Heart & Butterfly Body.....1921
- 10. Grass & Leaves.....5822

### LJ686\_48 Holy Bible

#### Appliqué

- 1. Placement Stitch .....3910
- 2. Cut Line & Tackdown.....3910
- 3. Blue Shapes .....3910
- 4. Brown Shapes .....3910
- 5. Orange Shapes .....0811
- 6. Gray Shapes .....0131
- 7. Cover Stitch.....4133

### LJ687\_48 1 John 4:18

- 1. Pink Checkers .....2560
- 2. Brown Checkers .....0853
- 3. Light Pink Heart.....2250
- 4. Inner Pink Heart & Outlines in Cross & Heart.....2520
- 5. Tan Heart & Rays .....1172
- 6. White Heart Stitching.....0015
- 7. Tan Words .....1172
- 8. Dark Pink Words .....2520
- 9. Light Pink Words .....2560

### LJ688\_48 Jesus Appliqué

- 1. Placement Stitch .....0015
- 2. Cut Line & Tackdown.....0015
- 3. Cover Stitch & Words .....0015
- 4. Cover Stitch.....4111
- 5. Gray Linework .....3572
- 6. Skin .....2170
- 7. Light Hair.....1061
- 8. Dark Hair.....1055
- 9. Dark Skin.....1761
- 10. Cheeks .....1430

# Free Standing Lace Bookmarks with Appliqué

## SUPPLIES:

- Two 4" X 8" pieces of fabric for appliqué
- OESD AquaMesh Wash-Away Stabilizer
- 505 Temporary Adhesive Spray
- Isacord Embroidery Thread
- Embroidery Machine



## DIRECTIONS:

1. Use same thread in bobbin as you are using in the machine throughout design to make the back side of the bookmark look finished.
2. Hoop a piece of Aqua-Mesh Wash-Away Stabilizer.
3. Begin stitching the selected book mark design.
4. Stop the machine just after stitching the first color ("Placement Stitch").
5. Spray the wrong side of one piece of the appliqué fabric with 505 Temporary Spray Adhesive.
6. Adhere the other piece of appliqué fabric to the sprayed piece with wrong sides together.
7. Lightly spray one right side of the appliqué fabric.
8. Carefully line up and place the appliqué fabric over the stitched "placement stitch" in the hoop.
9. Continue embroidering the remainder of the design.
10. Remove the hoop from the machine.
11. Remove the design from the hoop.
12. Carefully cut-away excess Aqua-Mesh stabilizer from around the bookmark.
13. Rinse in warm water to remove remaining stabilizer.
14. Allow to dry.

## General Appliqué Instructions

### CUT IN PLACE METHOD

1. Hoop your fabric and backing.
2. Sew the pattern/placement. **Photo 1**
3. Place a piece of appliqué fabric over the pattern/placement so that it is completely covered.
4. Sew the trim stitch/tackdown.
5. Carefully cut away the excess appliqué fabric. **Photo 2**
6. Sew the remainder of the design and repeat for any remaining pieces. **Photo 3**



[www.embroideryonline.com](http://www.embroideryonline.com)

It is a violation of Copyright law to make and distribute copies of software or artwork.  
Software is licensed to the original purchaser for use at one location. ©2010 OESD, LLC. All rights reserved.